




Tab.2 Dimensional range and Cost categories - Hot rolled tubes for alloyed boilers made in Workshop no.2 CPE

ARTROM STEEL TUBES

WT	mm	2.3	2.6	2.77	2.87	2.9	3.2	3.6	3.91	4	4.5	5	5.5	6.02	6.3	7.1	7.62	8.0	8.56	8.8	9.5
OD		Min -Max Length (m)																			
mm	in																				
21.3	0.839	6-12	6-12	6-12	6-12	6-12	6-12														
26.7	1.051	6-12	6-12	6-12	6-12	6-12	6-12	6-12													
26.9	1.059	6-12	6-12	6-12	6-12	6-12	6-12	6-12													
28.0	1.102		6-12	6-12	6-12	6-12	6-12	6-12	6-12	6-12											
30.0	1.181		6-12	6-12	6-12	6-12	6-12	6-12	6-12	6-12											
31.8	1.252		6-12	6-12	6-12	6-12	6-12	6-12	6-12	6-12											
33.4	1.315		6-12	6-12	6-12	6-12	6-12	6-12	6-12	6-12											
33.7	1.327		6-12	6-12	6-12	6-12	6-12	6-12	6-12	6-12											
38.0	1.496		6-12	6-12	6-12	6-12	6-12	6-12	6-12	6-12											
42.2	1.661		6-12	6-12	6-12	6-12	6-12	6-12	6-12	6-12	6-12										
42.4	1.669		6-12	6-12	6-12	6-12	6-12	6-12	6-12	6-12	6-12										
48.3	1.902		6-12	6-12	6-12	6-12	6-12	6-12	6-12	6-12	6-12										
51.0	2.008		6-12	6-12	6-12	6-12	6-12	6-12	6-12	6-12	6-12	6-12									
54.0	2.126				6-12	6-12	6-12	6-12	6-12	6-12	6-12	6-12	6-12								
57.0	2.244				6-12	6-12	6-12	6-12	6-12	6-12	6-12	6-12	6-12	6-12							
60.3	2.374				6-12	6-12	6-12	6-12	6-12	6-12	6-12	6-12	6-12	6-12	6-12	6-12	8.2-12				
63.5	2.500				6-12	6-12	6-12	6-12	6-12	6-12	6-12	6-12	6-12	6-12	6-12	6-12	7.7-12				
70.0	2.756				6-12	6-12	6-12	6-12	6-12	6-12	6-12	6-12	6-12	6-12	6-12	6-12	7.9-12	6-12			
73.0	2.874				7-13	7-13	7-13	7-13	7-13	7-13	7-13	7-13	7-13	7-13	7-13	7-13	7.6-12	7-13			
76.1	2.996				7-13	7-13	7-13	7-13	7-13	7-13	7-13	7-13	7-13	7-13	7-13	7-13	7.8-12	7-13	7-13		
82.5	3.248						7-13	7-13	7-13	7-13	7-13	7-13	7-13	7-13	7-13	7-13	7.8-12	7-13	7-13	7-13	
88.9	3.500						6-12	6-12	6-12	6-12	6-12	6-12	6-12	6-12	6-12	6-12	7.2-12	6-12	6-12	6-12	6-12
95.0	3.740						7-13	7-13	7-13	7-13	7-13	7-13	7-13	7-13	7-13	7-13	7.6-12	7-13	7-13	7-13	7-13
101.6	4.000						7-13	7-13	7-13	7-13	7-13	7-13	7-13	7-13	7-13	7-13	7.7-12	7-13	7-13	7-13	7-13
108.0	4.252						7-13	7-13	7-13	7-13	7-13	7-13	7-13	7-13	7-13	7-13	7.3-12	7-13	7-13	7-13	7-13
114.3	4.500						7-13	7-13	7-13	7-13	7-13	7-13	7-13	7-13	7-13	7-13	7.1-12	7-13	7-13	7-13	7-13
121.0	4.760														6-12	6-12	7.0-12	6-12	6-12	6-12	6-12
127.0	5.000																			6-12	6-12

  Polygonal aspect at ID being within the tolerances (OD/WT<=8). Do not roll from steels with Rm> = 355 N / mm2 (E355, 20MnV6, 42CrMo4, etc)

 The dimensions in the blue border are executed only from Grade 16Mo3. They can also be offered Grades: 10CrMo9-10, 13CrMo4-5, P5, P11, T11, P22, T22, only cold drawn/cold rolled in Workshop no. 3 COLD